
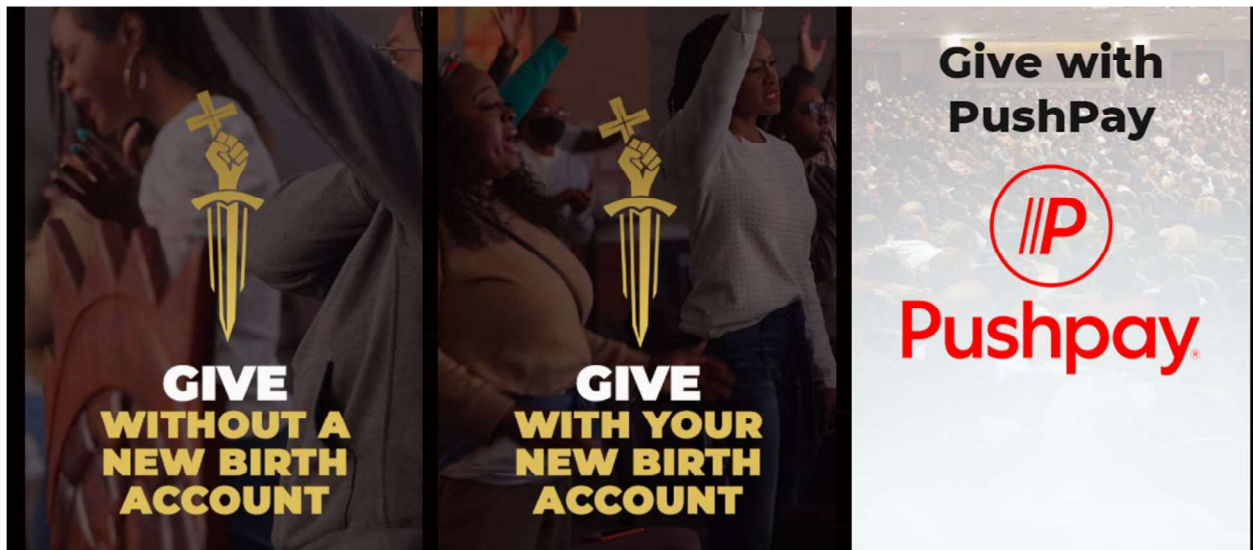



## How To Print Annual Giving Statement

1. Log into you Fellowship One Account
2. Click on “Your Giving”
3. Click “Year” and select “2021”
4. Then click “View” to review your annual giving detail
5. Select “Download Statement”



# How To Print Annual Giving Statement

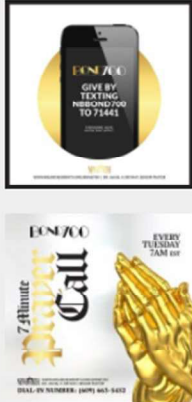
FIND A GROUP   GIVE NOW   Register

## New Birth Missionary Baptist Church

Email or Mobile Number







Password – forgot?

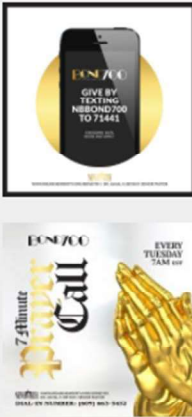
[Sign In](#)      Don't have an account? [Sign Up](#)



## New Birth Missionary Baptist Church

Welcome Adolphus

-  [Update Profile](#)
-  [Privacy Settings](#)
-  [Your Groups](#)
-  [Find A Group](#)
-  [Your Giving](#)
-  [Your Registrations](#)



## How To Print Annual Giving Statement

# New Birth Missionary Baptist Church

History

Contributions for


Year

Everyone

2021

View

- Household
- Adolphus Armstrong

 Download statement